







Zürcher Kunstturnertage 2018 - Kunstturnen Männer

Wädenswil

12./13. Mai 2018

EP







Rang	Name	Jahrg.	Verein							Total	
1	Lars Holzer	2010	KTV Dietikon	3.5 12.350	14.0 13.100	33.5 12.400	61.5 11.500	113.5 13.200	23.5 13.200	120.3 75.750	G/M
2	Alexej Naumov	2010	TV Opfikon-Glattbrugg	3.5 11.700	54.0 13.350	13.8 13.000	11.5 11.100	183.5 12.900	53.5 13.050	320.6 75.100	S
3	Ruwen Kissling	2010	TV Rickenbach ZH	3.0 11.250	94.0 13.250	23.5 12.250	91.8 11.825	43.5 13.250	13.5 13.050	320.1 74.875	B
4	Leano Frangao	2011	TV Rüti	3.5 11.850	33.0 11.250	373.8 12.600	41.8 12.050	23.5 12.750	83.5 12.850	820.2 73.350	*
5	Benjamin Karolinskiy	2010	TV Wädenswil	3.5 11.000	133.0 12.600	53.5 12.650	21.5 11.525	103.5 12.600	153.5 12.950	619.8 73.325	*
6	Leo Drake	2010	TV Opfikon-Glattbrugg	3.5 11.350	84.0 12.600	53.5 11.850	151.8 12.150	13.5 12.550	193.5 12.750	1220.9 73.250	*
7	Stefano Di Lisi	2009	TV Wädenswil	3.5 12.200	23.0 12.150	113.5 11.950	131.5 11.875	33.0 12.850	73.0 12.200	2918.8 73.225	*
8	Vincent Brombacher	2011	TV Rüti	3.5 11.500	63.0 12.150	113.5 12.050	121.8 11.425	133.5 12.900	53.5 12.650	1819.9 72.675	*
9	Florin Wiesmann	2010	TV Neftenbach	3.0 10.850	154.0 13.050	43.5 11.800	181.8 11.325	153.5 12.750	83.0 12.250	2819.4 72.025	*
10	Dylan Poulton	2010	Kutu Freienstein-Rorbas	3.0 10.850	154.0 11.900	183.0 11.500	241.8 11.800	53.0 12.750	83.5 12.700	1619.4 71.500	*
11	Curdin Rupli	2010	TV Opfikon-Glattbrugg	3.0 10.600	203.0 11.950	153.5 11.850	151.8 11.625	83.0 12.600	153.5 12.750	1218.4 71.375	*
12	Leon Knöpfel	2010	TV Neftenbach	3.0 9.650	363.0 12.400	73.5 12.500	51.5 10.950	223.0 12.650	133.5 12.800	1118.3 70.950	*
13	Glen Müller	2011	TV Rüti	3.5 11.500	63.0 11.450	303.5 11.450	261.5 11.625	83.0 12.700	113.0 12.200	2918.8 70.925	*
14	Fabrice Büchel	2010	TV Neftenbach	3.0 10.500	223.0 11.900	183.0 11.050	351.8 11.775	63.0 12.500	223.5 13.150	218.4 70.875	*
15	Gian Ganster	2010	TV Hegi	3.5 10.550	213.0 11.550	283.5 12.300	71.8 10.850	273.5 12.600	153.5 12.750	1218.7 70.600	*
16	Justin Uyi	2010	TV Henggart	3.0 9.850	313.0 11.050	433.5 12.650	21.5 11.425	133.0 12.650	133.5 12.850	818.8 70.475	*
17	Alassane Böhm	2010	TV Wädenswil	3.0 10.850	153.0 11.450	303.5 12.100	111.8 11.475	123.0 12.150	333.5 12.450	2318.4 70.475	*
18	Dominic Rösler	2010	TV Opfikon-Glattbrugg	3.0 11.100	103.0 11.100	403.0 11.400	301.5 10.625	383.5 13.150	33.5 12.850	818.3 70.225	*
19	Edgar Mkrтчhyan	2009	STV Wetzikon	3.5 10.300	254.0 11.900	183.0 11.900	141.5 11.025	213.0 12.250	313.5 12.750	1219.3 70.125	*
20	Gian Lechmann	2009	TV Bülach	3.0 9.950	293.0 12.400	73.0 11.150	331.5 11.050	203.0 12.550	193.5 13.000	517.2 70.100	*
21	Timon Heller	2011	TV Bülach	3.0 11.050	113.0 12.200	103.5 11.500	241.5 10.750	303.0 12.100	353.5 12.500	2217.7 70.100	*
22	Dario Angst	2011	TV Bülach	3.0 11.050	113.0 12.400	73.5 11.700	211.5 10.900	253.0 12.300	293.0 11.750	4317.8 70.100	*
23	Rafael Imfeld	2009	TV Wädenswil	3.5 10.900	143.0 11.350	343.5 11.000	361.5 10.950	223.5 12.950	43.5 12.400	2419.3 69.550	*
24	Luca Clement	2009	TV Stäfa	3.5 11.800	43.0 11.450	303.0 10.450	491.8 10.350	493.0 12.500	223.5 12.400	2417.7 68.950	*
25	Levin Schmitt	2009	TV Henggart	3.0 9.650	363.0 11.750	233.5 11.850	151.8 10.400	483.5 12.500	223.5 12.700	1618.9 68.850	*
26	Nico Iselin	2011	KTV Dietikon	3.0 10.800	183.0 10.800	503.5 11.600	231.5 10.700	333.5 12.550	193.0 12.150	3118.3 68.600	*
27	Luka Azdajic	2010	TV Niederhasli	3.0 10.300	253.0 11.950	153.5 11.700	211.5 10.075	523.5 12.400	263.5 12.150	3118.2 68.575	*
28	Leonas Lindner	2008	TV Wädenswil	3.0 9.550	403.0 12.150	113.0 11.750	201.8 10.700	333.0 11.900	393.5 12.400	2417.2 68.450	*
29	Lias Ludwig	2010	TV Bülach	3.0 9.800	333.0 11.950	153.5 11.450	261.5 10.525	433.0 11.850	423.5 12.650	1818.3 68.225	*

Zürcher Kunstturnertage 2018 - Kunstturnen Männer

Wädenswil

12./13. Mai 2018

EP







Rang	Name	Jahrg.	Verein							Total		
30	Philipp Goflin	2010	TV Wädenswil	3.0 10.100 27	3.0 11.900 18	3.0 11.450 26	1.8 10.600 40	3.0 11.600 48	3.5 12.400 24	17.2	68.050	*
31	Matteo Büttner	2011	TV Stäfa	3.0 9.950 29	3.0 11.650 27	3.0 10.550 45	1.5 10.725 32	3.0 12.350 28	3.5 12.650 18	17.8	67.875	
32	Maximilian Benz	2009	TV Opfikon-Glattbrugg	3.5 10.500 22	3.0 11.800 22	3.5 10.700 41	1.5 10.600 40	3.0 12.050 36	3.0 12.050 35	17.5	67.700	
33	Finn Christian Durussel	2010	STV Wetzikon	3.0 8.950 43	3.0 11.700 24	3.5 11.800 18	1.8 10.700 33	3.5 12.600 15	3.0 11.850 40	17.7	67.600	
34	Sebastian Zähringer	2011	TV Hegi	3.0 9.600 39	3.0 11.700 24	3.0 10.700 41	1.8 11.275 16	3.0 11.900 39	3.0 11.950 37	17.4	67.125	
35	Simon Marquardt	2009	TV Neftenbach	3.0 9.750 34	1.0 9.150 56	3.5 12.300 7	1.5 11.750 7	3.0 12.050 36	3.0 12.050 35	16.3	67.050	
36	Corsin Schürmann	2010	TV Wädenswil	3.0 10.400 24	3.0 11.350 34	3.0 10.850 37	1.5 10.875 26	3.0 11.450 52	3.0 11.850 40	17.3	66.775	
37	Fynn Brunner	2010	KTV Dietikon	3.0 9.850 31	3.0 10.600 51	3.5 11.150 33	1.5 10.625 38	3.0 12.400 26	3.0 11.700 44	17.8	66.325	
38	Laurin Deiss	2009	TV Opfikon-Glattbrugg	3.5 10.650 19	3.0 12.150 11	3.5 12.200 10	0.0 5.775 56	3.0 12.300 29	3.5 12.900 7	18.0	65.975	
39	Matti Peter	2009	TV Rickenbach ZH	3.0 8.100 52	3.0 11.450 30	3.5 10.800 38	1.5 10.425 46	3.0 12.500 22	3.0 12.150 31	17.0	65.425	
40	Ilian Reutter	2010	STV Wetzikon	3.0 8.850 45	3.0 11.100 40	3.5 11.450 26	1.5 10.925 24	3.0 11.700 46	3.0 11.250 51	17.0	65.275	
41	Marlon Berni	2010	TV Henggart	3.0 8.750 47	3.0 11.700 24	2.5 10.500 48	1.5 10.525 43	3.0 12.150 33	3.0 11.550 47	16.8	65.175	
42	Neilo Stuker	2011	TV Hegi	3.0 8.950 43	3.0 10.600 51	3.0 10.550 45	1.5 10.850 27	3.0 12.250 31	3.0 11.700 44	17.3	64.900	
43	Stiliano Miglio	2011	TV Rüti	3.0 9.100 42	3.0 10.400 53	3.0 10.550 45	1.8 11.250 17	3.0 11.050 54	3.5 12.550 21	17.3	64.900	
44	Noha El Said	2008	TV Rümlang	3.0 10.100 27	3.0 10.350 54	3.0 10.400 51	1.5 10.275 50	3.0 11.950 38	3.0 11.500 49	16.5	64.575	
45	Pietro Carrozza	2011	KTV Dietikon	3.0 9.700 35	3.0 10.850 48	3.0 10.150 53	1.5 9.900 54	3.5 12.700 11	3.0 11.250 51	17.0	64.550	
46	Miro Marroni	2012	TV Neftenbach	3.0 9.250 41	3.0 11.500 29	3.0 11.200 32	1.8 10.850 27	2.5 10.500 56	3.0 11.200 54	16.9	64.500	
47	Séverin Schiesser	2011	TV Rüti	3.0 9.650 36	3.0 10.950 47	3.5 10.750 40	1.5 10.250 51	3.0 11.650 47	3.0 11.200 54	17.0	64.450	
48	Benedek Bösze	2010	TV Hegi	3.0 7.600 55	3.0 11.250 37	3.0 11.300 31	1.5 11.075 19	3.0 11.600 48	3.0 11.550 47	16.7	64.375	
49	Julius Oláh	2010	TV Rümlang	3.0 8.800 46	3.0 11.050 43	3.0 10.800 38	1.5 10.700 33	3.0 11.500 50	3.0 11.250 51	17.3	64.100	
50	Morris Neukom	2010	Kutu Freienstein-Rorbas	3.0 7.950 53	3.0 11.000 46	3.0 10.650 43	1.8 10.575 42	3.0 11.900 39	3.0 11.900 39	16.7	63.975	
51	Arik Hofmann	2011	TV Bülach	3.0 8.750 47	3.0 10.850 48	3.0 10.050 55	1.5 10.750 30	3.0 11.800 44	3.0 11.650 46	17.3	63.850	
52	Liam Estrella	2009	TV Wädenswil	3.0 8.150 51	3.0 11.350 34	3.0 10.600 44	1.5 10.425 46	3.0 11.500 50	3.0 11.800 42	16.7	63.825	
53	Lenny Seiler	2009	TV Stäfa	3.0 8.250 49	3.0 11.050 43	3.0 9.900 56	1.5 10.675 37	3.0 11.350 53	3.0 11.500 49	16.5	62.725	
54	Luc Paratte	2011	TV Neftenbach	3.0 7.950 53	3.0 11.100 40	3.0 10.450 49	1.5 8.575 55	3.0 11.850 42	3.0 12.100 34	16.5	62.025	
55	Aurelio Lechmann	2011	TV Bülach	3.0 8.200 50	3.0 11.200 39	3.0 10.250 52	1.5 9.925 53	3.0 11.800 44	2.5 10.500 56	16.0	61.875	
56	Elias Baumann	2009	STV Wetzikon	2.5 7.400 56	3.0 9.650 55	3.0 10.150 53	1.5 10.450 45	3.0 10.950 55	3.5 11.950 37	16.7	60.550	

Zürcher Kunstturnertage 2018 - Kunstturnen Männer

Wädenswil

12./13. Mai 2018

P1







Rang	Name	Jahrg.	Verein							Total	
1	Nick Reuling	2008	TV Bülach	4.0 12.950 7	4.0 15.700 4	4.3 13.600 1	5.0 13.475 1	4.0 13.500 4	4.0 13.800 1	26.6 83.025	G/M
2	Justin Fischer	2008	Kutu Freienstein-Rorbas	4.0 13.150 5	4.0 16.050 1	4.0 13.100 5	3.0 13.475 1	4.0 13.800 1	4.0 13.350 12	26.7 82.925	S
3	Adam Ateyeh	2008	TV Opfikon-Glattbrugg	4.0 13.000 6	4.0 15.650 5	4.3 13.550 2	5.0 13.250 6	4.0 13.800 1	4.0 13.550 8	26.5 82.800	B
4	Jonas Fröhndrich	2008	TV Horgen	4.0 13.300 1	4.0 15.400 7	4.0 13.150 4	5.0 13.325 4	3.5 12.950 9	3.5 12.900 22	25.5 81.025	*
5	Lucas Jonesco	2008	Kutu Schaffhausen	4.0 13.200 4	4.0 14.250 11	4.0 13.350 3	3.0 13.275 5	3.5 13.200 7	4.0 13.750 3	25.9 81.025	*
6	Leandro Berni	2008	TV Henggart	4.0 12.300 10	4.0 15.600 6	4.0 13.000 6	3.0 13.200 8	4.0 13.700 3	3.5 13.050 15	25.9 80.850	*
7	Jonas Räßle	2008	Kutu Schaffhausen	4.0 12.400 9	4.0 15.900 2	4.0 12.800 8	3.0 12.975 11	3.5 12.800 11	4.0 13.600 7	25.9 80.475	*
8	Julian Pitsis	2008	TV Opfikon-Glattbrugg	4.0 13.250 3	4.0 14.750 8	4.0 12.750 9	5.0 13.225 7	3.5 12.850 10	3.5 13.150 14	24.8 79.975	*
9	Luis Brandenberger	2008	TV Henggart	4.0 11.850 21	4.0 15.800 3	4.0 12.850 7	3.0 12.925 13	3.5 12.750 12	4.0 13.700 4	26.2 79.875	*
10	Neil Flacher	2008	TV Henggart	4.0 12.100 12	4.0 14.650 9	4.0 12.550 10	5.0 13.000 10	4.0 13.400 5	3.5 12.950 20	25.1 78.650	*
11	Thierry Hofer	2008	TV Bülach	4.0 13.300 1	4.0 13.550 14	4.0 12.450 12	5.0 13.350 3	3.5 13.000 8	3.5 12.800 24	23.7 78.450	*
12	Lars Schlatter	2009	TV Bülach	3.0 11.950 16	4.0 14.550 10	4.0 12.200 15	5.0 12.700 20	3.0 12.250 15	3.0 12.850 23	22.1 76.500	*
13	Lars Stillhart	2009	STV Wil	3.5 11.850 21	4.0 14.100 12	4.0 11.950 16	5.0 12.850 15	3.5 12.700 13	3.5 12.950 20	23.6 76.400	*
14	Yannis Blatter	2008	STV Wil	3.5 12.100 12	3.0 13.450 16	4.0 11.900 17	5.0 12.450 24	3.5 12.700 13	4.0 13.700 4	23.3 76.300	*
15	Joël Frauchiger	2008	STV Oberbüren	4.0 11.900 17	4.0 12.900 18	4.0 12.350 13	5.0 13.175 9	3.5 12.150 18	4.0 13.450 10	23.5 75.925	*
16	Levin Münger	2009	TV Zuzwil	4.0 10.450 49	4.0 13.200 17	4.0 12.500 11	5.0 12.100 33	4.0 13.400 5	4.0 13.500 9	24.1 75.150	*
17	Noah Steger	2008	KTV Oberriet	4.0 11.650 26	4.0 13.500 15	4.0 11.800 19	5.0 12.975 11	3.0 10.950 39	4.0 13.650 6	23.5 74.525	*
18	Flavio Hauser	2009	TZ Rheintal	3.0 11.000 34	4.0 12.750 20	3.5 12.250 14	4.0 12.375 26	3.5 12.150 18	4.0 13.800 1	21.5 74.325	*
19	Jeremias Morach	2009	TV Neftenbach	3.0 12.500 8	3.5 12.200 24	3.5 11.700 20	3.0 12.475 23	3.0 12.200 16	3.5 13.000 18	20.7 74.075	*
20	Janik Hollenstein	2008	TV Zuzwil	3.5 11.050 33	4.0 12.600 21	4.0 11.650 21	5.0 12.775 18	3.5 11.850 21	4.0 13.450 10	23.0 73.375	*
21	Elias Mehnert	2008	TZ Rheintal	3.0 11.450 30	4.0 13.850 13	3.5 10.650 34	5.0 12.825 16	3.5 11.200 29	3.5 13.050 15	22.6 73.025	*
22	Lewin Doll	2009	TV Rüti	3.0 11.900 17	4.0 12.900 18	3.5 11.250 23	5.0 12.725 19	3.0 10.750 43	3.0 12.350 33	20.5 71.875	*
23	Damian Arnold	2005	TV Bülach	3.5 12.150 11	3.0 11.800 34	3.0 10.300 43	5.0 12.650 21	3.0 11.600 25	3.5 13.000 18	20.0 71.500	*
24	Fabian Zähringer	2008	TV Hegi	3.5 12.050 14	3.0 11.550 40	3.5 11.150 27	3.0 12.800 17	3.0 11.350 27	3.0 12.400 32	20.0 71.300	*
25	Ben Wolfer	2009	TV Henggart	3.0 11.550 28	4.0 12.050 26	4.0 11.200 25	3.0 11.875 39	3.0 12.200 16	3.0 12.150 43	20.1 71.025	*
26	Samuele Siciliani	2008	TV Opfikon-Glattbrugg	3.5 11.600 27	3.5 10.850 51	3.5 10.700 32	3.0 12.875 14	3.0 11.700 23	3.0 12.300 36	20.5 70.025	*
27	Livio Baumann	2007	TV Rüti	4.0 11.850 21	3.5 12.000 31	4.0 11.600 22	4.0 12.275 28	2.0 8.900 67	4.0 13.250 13	21.0 69.875	*
28	Fabrice Alfier	2009	TZ Rheintal	3.0 10.750 37	4.0 12.250 23	3.5 10.450 38	4.0 11.875 39	3.0 11.200 29	3.5 13.050 15	20.5 69.575	*
29	Kledi Sinani	2009	TV Opfikon-Glattbrugg	3.5 11.750 25	3.0 12.350 22	3.0 9.700 55	3.0 11.250 53	3.0 11.800 22	3.0 12.500 29	19.0 69.350	*

Zürcher Kunstturnertage 2018 - Kunstturnen Männer

Wädenswil







12./13. Mai 2018

P1

Rang	Name	Jahrg.	Verein							Total		
30	Jovin Kropf	2008	TV Wädenswil	3.0 11.800 24	3.0 12.000 31	3.5 10.600 35	4.0 11.475 47	3.0 11.000 38	3.0 12.300 36	19.0	69.175	*
31	Lloyd Kuster	2008	TV Rüti	3.0 11.900 17	3.5 12.050 26	3.5 10.750 30	4.0 11.300 52	3.0 10.750 43	3.0 12.350 33	19.5	69.100	*
32	Tim Leuenberger	2009	TV Opfikon-Glattbrugg	3.0 10.900 35	3.0 11.600 35	3.5 10.350 41	4.3 12.275 28	3.0 11.100 36	3.0 12.650 26	19.2	68.875	*
33	Felix Bednyagin	2009	TV Horgen	3.0 11.500 29	3.0 11.450 41	3.5 10.200 45	4.3 12.350 27	3.0 10.800 42	3.0 12.550 28	19.2	68.850	*
34	Gian Brander	2009	STV Schwarzenbach	3.5 10.850 36	3.0 10.450 55	4.0 11.200 25	5.0 12.625 22	3.0 11.500 26	3.0 12.150 43	20.5	68.775	*
35	Gjilan Zajmi	2009	TV Horgen	3.0 10.500 47	3.0 11.050 48	3.5 11.250 23	3.0 12.050 35	3.0 11.200 29	3.0 12.700 25	19.0	68.750	*
36	Tim Bretscher	2009	TV Henggart	3.0 10.000 56	4.0 11.300 42	4.0 11.850 18	4.0 12.175 31	3.0 11.300 28	3.0 11.950 48	20.5	68.575	
37	Enes Jahovik	2007	TV Wädenswil	3.5 12.000 15	3.0 12.050 26	3.0 8.900 66	4.0 12.225 30	3.0 10.900 41	3.0 11.950 48	19.0	68.025	
38	Gabriel Borrego Iglesias	2009	TV Opfikon-Glattbrugg	3.0 10.500 47	3.0 12.050 26	3.0 9.000 64	3.0 12.050 35	3.0 12.150 18	3.0 12.200 41	18.5	67.950	
39	Flurin Bürgis	2009	TV Hegi	3.0 11.900 17	3.0 10.900 50	3.5 10.900 29	3.0 11.650 43	3.0 10.750 43	3.0 11.500 62	18.5	67.600	
40	Akkaraphon (Not) Phaohing	2009	TV Neftenbach	3.0 10.650 41	3.5 11.600 35	3.5 10.450 38	3.0 12.150 32	3.0 10.600 47	3.0 12.100 46	20.0	67.550	
41	Fynn Lehmann	2008	TV Rüti	3.0 11.450 30	3.0 12.050 26	3.0 10.500 36	3.0 10.975 61	3.0 10.250 53	3.0 12.250 40	18.0	67.475	
42	Colin Vögeli	2008	TV Henggart	3.5 10.050 55	3.0 11.600 35	4.0 11.000 28	3.0 11.950 37	3.0 10.050 57	3.5 12.600 27	20.0	67.250	
43	Nino Furrer	2009	TV Rickenbach ZH	3.0 10.600 43	3.0 11.250 44	3.5 10.700 32	3.0 11.125 56	3.0 10.950 39	3.0 12.350 33	18.5	66.975	
44	Leandro Roth	2009	TZ Rheintal	3.0 10.100 54	4.0 11.600 35	3.0 9.750 54	3.0 11.700 41	3.0 11.200 29	3.0 12.500 29	19.0	66.850	
45	Maximilian Faris	2007	TV Stäfa	3.0 10.350 53	3.0 12.100 25	3.5 9.850 51	3.0 11.550 45	3.0 11.150 34	3.0 11.850 54	18.5	66.850	
46	Dorjee Strässle	2009	STV Wil	3.0 10.450 49	2.5 10.450 55	3.5 9.900 50	5.0 12.400 25	3.0 11.150 34	3.0 12.300 36	19.0	66.650	
47	Lino Bingesser	2009	STV Wil	3.0 10.550 45	3.0 10.800 52	3.5 9.850 51	3.0 11.375 48	3.0 11.650 24	3.0 12.300 36	18.5	66.525	
48	Levi Elias Marti	2008	STV Wetzikon	3.0 10.650 41	3.0 11.250 44	3.5 10.500 36	3.0 11.100 57	3.0 11.100 36	3.0 11.900 51	18.5	66.500	
49	Thierry Grandjean	2009	STV Wetzikon	3.0 10.700 39	3.0 10.950 49	3.0 10.000 49	3.0 11.375 48	3.0 10.500 50	3.0 12.200 41	18.0	65.725	
50	Moritz Wiesmann	2009	TV Neftenbach	3.0 10.550 45	3.5 11.200 46	3.0 10.050 47	3.0 11.350 50	2.0 9.950 60	3.0 12.500 29	17.5	65.600	
51	Elia Stocker	2008	Kutu Freienstein-Rorbas	3.0 9.400 63	3.0 11.950 33	3.5 10.450 38	4.0 11.250 53	2.5 10.250 53	3.0 11.850 54	18.5	65.150	
52	Noah Langhart	2007	STV Wetzikon	3.0 10.750 37	3.0 9.800 61	3.5 10.050 47	3.0 11.525 46	3.0 10.550 48	3.0 11.800 56	18.5	64.475	
53	Livio Flach	2008	TV Neftenbach	3.0 10.600 43	3.0 10.800 52	3.0 9.600 58	3.0 11.950 37	2.0 9.450 65	3.0 11.950 48	17.5	64.350	
54	Maxim Gofflin	2008	TV Wädenswil	3.0 10.700 39	3.0 10.700 54	3.0 10.100 46	3.0 10.875 62	3.0 10.000 59	3.0 11.800 56	18.0	64.175	
55	Joris Landis	2008	TV Wädenswil	3.0 11.250 32	3.0 10.250 58	3.5 10.350 41	3.0 10.525 65	3.0 9.600 63	3.0 12.050 47	18.5	64.025	
56	Simon Brändle	2008	TV Rüti	3.0 10.450 49	3.0 10.000 60	3.0 10.250 44	4.0 11.100 57	3.0 10.550 48	3.0 11.550 60	18.5	63.900	
57	Alexander Müller	2008	TV Hegi	3.0 9.400 63	2.5 9.150 64	4.0 10.750 30	3.0 11.600 44	3.0 11.200 29	3.5 11.450 63	19.0	63.550	
58	Tim Egli	2009	STV Kirchberg	3.0 8.950 67	3.0 10.350 57	3.0 9.100 62	4.0 12.100 33	3.0 10.650 46	3.0 12.150 43	18.5	63.300	

Zürcher Kunstturnertage 2018 - Kunstturnen Männer
Wädenswil
12./13. Mai 2018

P1








Rang	Name	Jahrg.	Verein							Total
59	Leon Riedrich	2007	TV Rüti	3.0 10.000 56	3.0 10.100 59	3.5 9.650 56	3.0 11.225 55	3.0 10.500 50	3.0 11.650 59	18.5 63.125
60	Kevin Presente	2008	TV Rüti	3.0 9.650 61	3.0 11.600 35	3.0 9.850 51	3.0 9.950 67	3.0 10.500 50	3.0 11.000 66	18.0 62.550
61	Til Frauenfelder	2007	Kutu Freienstein-Rorbas	3.0 10.400 52	3.0 9.250 63	3.0 9.200 61	3.0 11.700 41	3.0 10.050 57	3.0 11.900 51	18.0 62.500
62	Courage Owerei	2008	Kutu Freienstein-Rorbas	3.0 9.300 66	3.0 11.300 42	3.5 9.650 56	3.0 11.050 59	2.0 9.650 62	3.0 11.550 60	17.5 62.500
63	Luca Schnyder	2009	TV Rickenbach ZH	3.0 9.600 62	3.0 11.200 46	3.0 9.600 58	3.0 10.450 66	2.0 9.550 64	3.0 11.900 51	17.0 62.300
64	Gian Büttner	2009	TV Stäfa	3.0 10.000 56	2.0 8.250 65	3.0 8.550 67	3.0 11.325 51	3.0 10.200 56	3.0 11.250 65	17.0 59.575
65	Timur Semytkivska	2008	TV Opfikon-Glattbrugg	3.0 9.350 65	3.0 9.300 62	3.0 9.250 60	3.0 10.800 63	2.0 9.250 66	3.0 11.300 64	17.0 59.250
66	Alexander Sinding	2009	TV Stäfa	3.0 9.850 59	3.0 7.150 66	3.5 9.100 62	3.0 10.650 64	3.0 9.850 61	3.0 11.750 58	18.5 58.350
67	Jonas Walther	2009	TV Hegi	3.0 9.700 60	2.0 5.850 67	3.0 9.000 64	3.0 11.000 60	3.0 10.250 53	2.5 9.700 67	16.5 55.500

Zürcher Kunstturnertage 2018 - Kunstturnen Männer

Wädenswil

12./13. Mai 2018

P2







Rang	Name	Jahrg.	Verein								
1	Paride Roberto	2007	SFG Biasca	4.5 13.300 1 ^{5.0} _{1.3}	15.250 2 ^{4.5}	13.150 4 ^{3.5} _{4.5}	12.725 8 ^{4.5}	13.700 1 ^{4.8}	13.750 4 ^{28.6}	81.875	G
2	Janic Fässler	2007	TV Wädenswil	4.5 12.600 13 ^{5.0} _{1.4}	14.850 6 ^{4.5}	13.500 2 ^{3.5} _{3.5}	13.225 5 ^{4.5}	13.550 3 ^{4.8}	14.000 3 ^{29.2}	81.725	S/M
3	Omar Ateyeh	2007	TV Opfikon-Glattbrugg	4.5 12.800 7 ^{5.0} _{1.9}	16.050 1 ^{4.0}	12.750 6 ^{3.8} _{3.5}	12.525 13 ^{4.5}	13.350 5 ^{4.5}	13.600 6 ^{28.1}	81.075	B
4	Yacuba Soumarè	2007	SG Lugano	4.5 12.750 8 ^{4.0} _{1.3}	14.250 8 ^{4.5}	13.550 1 ^{3.5} _{3.5}	12.325 20 ^{4.5}	13.550 3 ^{4.8}	13.650 5 ^{27.6}	80.075	*
5	Ruben Haldimann	2007	STV Wil	4.5 12.700 9 ^{4.0} _{0.3}	12.400 21 ^{3.5}	12.350 11 ^{2.5} _{3.5}	13.600 1 ^{4.5}	13.700 1 ^{4.8}	14.300 1 ^{26.1}	79.050	*
6	Maximilian Glaeser	2007	Kutu Schaffhausen	4.5 12.700 9 ^{5.0} _{0.1}	13.500 12 ^{4.5}	13.300 3 ^{3.5} _{3.5}	13.275 4 ^{4.0}	12.750 7 ^{4.5}	13.100 10 ^{27.1}	78.625	*
7	Dimitri Kohler	2007	TV Lupsingen	4.5 13.200 2 ^{4.0} _{0.5}	13.450 13 ^{3.5}	12.500 9 ^{3.5} _{3.5}	13.525 2 ^{4.0}	12.400 12 ^{4.0}	12.950 12 ^{25.0}	78.025	*
8	Quentin Weber	2007	TV Gelterkinden	4.8 12.250 16 ^{5.0} _{1.4}	15.200 3 ^{4.0}	12.850 5 ^{2.5} _{3.5}	13.150 6 ^{4.0}	12.100 16 ^{3.5}	11.350 25 ^{27.2}	76.900	*
9	Moritz Anliker	2007	TV Wolhusen	4.8 13.150 3 ^{4.0} _{0.5}	12.750 16 ^{3.5}	12.100 14 ^{3.5} _{3.5}	12.600 9 ^{4.5}	13.100 6 ^{4.0}	13.200 8 ^{24.8}	76.900	*
10	Nevio De Salvador	2007	Satus ORO	4.5 12.450 14 ^{4.0} _{1.3}	14.300 7 ^{3.5}	11.750 17 ^{2.5} _{3.5}	12.475 15 ^{4.0}	12.700 8 ^{4.0}	12.800 13 ^{24.8}	76.475	*
11	Aaron Lamberti	2007	SG Lugano	4.5 12.850 6 ^{4.0} _{1.2}	14.200 9 ^{3.5}	11.650 19 ^{3.5} _{4.5}	12.600 9 ^{4.0}	12.650 9 ^{4.0}	12.400 15 ^{25.2}	76.350	*
12	Quinn Müller	2007	TV Wädenswil	3.5 10.200 30 ^{5.0} _{1.3}	15.150 4 ^{4.0}	12.800 6 ^{3.5} _{3.5}	12.025 26 ^{3.5}	12.300 13 ^{4.3}	13.000 11 ^{25.1}	75.475	*
13	Mauro Bucher	2007	STV Rickenbach LU	4.5 12.200 17 ^{5.0} _{0.9}	15.000 5 ^{3.5}	11.300 24 ^{2.5} _{3.5}	12.475 15 ^{4.0}	12.450 11 ^{3.3}	11.750 22 ^{24.7}	75.175	*
14	Mark Lüthi	2007	STV Langendorf	4.5 12.650 12 ^{3.0} _{0.4}	12.600 18 ^{3.5}	12.400 10 ^{3.5} _{3.5}	12.250 22 ^{3.5}	11.750 18 ^{4.5}	13.300 7 ^{22.9}	74.950	*
15	Leon Montanile	2007	Kutu Schaffhausen	4.5 12.400 15 ^{3.5} _{0.8}	12.350 23 ^{3.5}	12.300 12 ^{2.5} _{3.5}	12.975 7 ^{4.0}	12.500 10 ^{4.0}	12.100 18 ^{24.8}	74.625	*
16	Nick Aebersold	2007	Kutu Uetendorf	4.0 11.300 21 ^{4.0} _{1.1}	13.600 11 ^{4.0}	12.300 12 ^{2.5} _{3.5}	12.450 17 ^{3.5}	11.500 21 ^{4.5}	13.200 8 ^{24.6}	74.350	*
17	Ilan Delorme	2007	E.G.A. Genève	4.3 12.050 18 ^{4.0} _{0.0}	12.800 15 ^{3.0}	11.600 20 ^{3.5} _{3.5}	13.475 3 ^{4.0}	12.000 17 ^{3.5}	11.950 21 ^{23.3}	73.875	*
18	Joseph Ekene Mascot	2007	Kutu Schaffhausen	4.8 12.950 4 ^{3.5} _{0.0}	11.850 29 ^{3.0}	11.850 16 ^{2.5} _{3.5}	12.550 12 ^{3.0}	11.350 24 ^{3.8}	12.700 14 ^{21.6}	73.250	*
19	Marwan Armanios	2007	E.G.A. Genève	4.8 12.900 5 ^{4.0} _{0.0}	11.300 35 ^{3.0}	11.550 22 ^{3.5} _{3.5}	12.450 17 ^{4.0}	11.400 23 ^{3.5}	11.450 24 ^{23.8}	71.050	*
20	Andrin Ganster	2007	TV Hegi	3.5 10.950 24 ^{3.5} _{0.0}	12.900 14 ^{3.5}	10.900 27 ^{2.5} _{3.5}	12.000 29 ^{4.0}	12.200 15 ^{3.5}	11.750 22 ^{21.5}	70.700	
21	Hugo Machado Da Silva	2007	Gym Serrières	4.5 11.700 19 ^{4.0} _{0.0}	12.250 25 ^{3.0}	10.650 29 ^{2.5} _{3.5}	12.025 26 ^{4.0}	11.550 20 ^{4.3}	12.300 16 ^{23.3}	70.475	
22	Jannik Gretler	2007	TV Hegi	3.5 11.000 22 ^{3.5} _{0.0}	12.500 19 ^{3.0}	10.450 30 ^{3.5} _{3.5}	12.075 24 ^{3.5}	11.500 21 ^{3.5}	12.000 20 ^{20.5}	69.525	
23	Raphael Klumpp	2007	TV Herblingen	4.5 11.650 20 ^{3.5} _{0.0}	11.350 34 ^{3.0}	11.200 25 ^{2.5} _{3.5}	12.575 11 ^{3.0}	11.600 19 ^{3.0}	11.150 27 ^{20.5}	69.525	
24	Fabio Kirchofer	2007	STV Eien-Kleindöttingen	4.0 10.850 25 ^{3.5} _{0.0}	12.400 21 ^{3.5}	11.100 26 ^{2.5} _{3.5}	12.350 19 ^{3.0}	11.300 25 ^{3.0}	11.350 25 ^{20.5}	69.350	
25	Kenny Rodenhauer	2007	SFG Chiasso	3.5 10.250 29 ^{4.0} _{0.0}	11.950 27 ^{3.5}	11.600 20 ^{2.5} _{3.5}	11.950 31 ^{4.0}	11.200 26 ^{4.0}	12.300 16 ^{22.5}	69.250	
26	Isaak Jelinek	2007	TV Hegi	3.5 11.000 22 ^{3.5} _{0.4}	11.450 33 ^{3.5}	11.700 18 ^{2.5} _{3.5}	12.025 26 ^{3.5}	10.900 28 ^{3.5}	12.100 18 ^{21.4}	69.175	
27	Tom Züblin	2007	TV Lütisburg	3.5 10.550 27 ^{3.5} _{0.0}	12.700 17 ^{3.5}	11.950 15 ^{2.5} _{3.5}	12.000 29 ^{3.0}	11.100 27 ^{2.5}	9.800 33 ^{19.5}	68.100	
28	Nikolai Dubs	2007	Kutu Freienstein-Rorbas	3.5 10.500 28 ^{3.5} _{0.0}	12.450 20 ^{3.0}	10.750 28 ^{2.5} _{3.5}	12.275 21 ^{3.5}	10.850 29 ^{2.5}	9.950 32 ^{19.5}	66.775	
29	Linus Eisenring	2007	TV Wängi/RLZ Ostschweiz	4.5 12.700 9 ^{3.5} _{1.5}	14.050 10 ^{4.0}	12.800 6 ^{3.8} _{3.5}		4.5 12.300 13 ^{4.8}	14.050 2 ^{22.8}	65.900	
30	Philipp Häusler	2004	TV Hegi	3.5 10.750 26 ^{3.0} _{0.0}	11.550 31 ^{3.0}	9.600 31 ^{3.8} _{3.5}	12.500 14 ^{3.0}	10.000 33 ^{3.0}	11.050 29 ^{19.2}	65.450	
31	Tim Wolfer	2007	TV Henggart	2.5 7.750 34 ^{3.0} _{0.0}	12.100 26 ^{3.0}	11.350 23 ^{2.5} _{3.5}	11.950 31 ^{3.0}	10.450 32 ^{3.0}	11.000 30 ^{18.0}	64.600	
32	Erik Hegenberg	2006	TV Hegi	3.5 9.900 31 ^{3.0} _{0.0}	11.850 29 ^{2.5}	8.750 34 ^{3.5} _{3.5}	12.100 23 ^{3.0}	10.800 30 ^{3.0}	11.100 28 ^{18.5}	64.500	
33	Noé Gfeller	2007	TV Wängi/TZ Fürstenland	2.5 8.500 33 ^{3.5} _{0.0}	11.900 28 ^{3.0}	9.500 32 ^{2.5} _{3.5}	11.500 34 ^{3.0}	10.800 30 ^{3.0}	10.150 31 ^{18.5}	62.350	
34	Elijah Schefer	2006	TV Hegi	2.5 8.600 32 ^{3.0} _{0.0}	12.300 24 ^{2.5}	8.600 35 ^{2.5} _{3.5}	11.500 34 ^{1.0}	7.000 37 ^{3.3}	9.600 34 ^{15.8}	57.600	
35	Ilea Wanger	2006	TSV Rohrdorf	0.5 4.750 35 ^{3.0} _{0.0}	11.200 36 ^{3.0}	7.500 36 ^{2.5} _{3.5}	11.750 33 ^{2.5}	8.800 35 ^{2.5}	7.700 36 ^{15.0}	51.700	
36	Mael Schickli	2005	Kutu Freienstein-Rorbas	0.0 4.350 36 ^{3.0} _{0.0}	9.700 37 ^{2.5}	7.500 36 ^{2.5} _{3.5}	12.050 25 ^{2.0}	7.600 36 ^{3.0}	6.900 37 ^{14.0}	48.100	
37	Matteo Widmer	2007	TV Stäfa		3.0 11.500 32 ^{3.0}	9.400 33 ^{3.0}		3.0 9.950 34 ^{2.5}	9.400 35 ^{11.5}	40.250	

Zürcher Kunstturnertage 2018 - Kunstturnen Männer

Wädenswil








12./13. Mai 2018

P3

Rang	Name	Jahrg.	Verein							Total	
1	Carlo Riesco	2006	TV Wädenswil	5.3 12.650 5 ^{5.0} _{2.2}	15.600 3 ^{4.0}	12.400 5 ^{4.5} _{4.5}	13.425 3 ^{4.5}	12.400 3 ^{5.3}	14.600 1 ^{30.8}	81.075	G/M
2	Timon Erb	2006	STV Wil	5.0 12.500 7 ^{5.3} _{2.4}	16.200 2 ^{3.5}	11.950 8 ^{4.5} _{4.5}	13.700 1 ^{4.0}	12.200 5 ^{4.5}	13.700 7 ^{29.2}	80.250	S
3	Damiano Ponzio	2006	SFG Bellinzona	4.8 13.250 2 ^{4.3} _{0.9}	11.050 17 ^{5.0}	13.450 6 ^{5.5} _{4.5}	13.675 2 ^{5.0}	12.750 1 ^{5.3}	14.500 2 ^{30.3}	78.675	B
4	Colin Jaden Schmid	2006	TV Niederglatt	4.5 12.700 4 ^{5.3} _{0.5}	14.500 4 ^{4.0}	12.350 6 ^{3.8} _{4.5}	12.975 6 ^{4.5}	12.400 3 ^{4.5}	13.600 10 ^{27.5}	78.525	*
5	Elia Schär	2006	SFG Giubiasco	4.5 12.600 6 ^{5.0} _{1.4}	13.650 7 ^{4.5}	12.850 3 ^{2.5} _{4.5}	13.425 3 ^{5.0}	12.700 2 ^{4.5}	12.650 15 ^{29.9}	77.875	*
6	Timi Bühlmann	2006	TV Ebikon/RLZ Solothurn	4.8 12.450 8 ^{4.8} _{0.0}	13.100 9 ^{4.5}	12.800 4 ^{3.5} _{4.5}	12.825 7 ^{4.5}	11.450 9 ^{4.5}	13.650 9 ^{27.1}	76.275	*
7	Sam-Maximilian Wibawa	2006	TZ Rheintal	3.5 10.800 17 ^{5.3} _{2.5}	16.400 1 ^{3.5}	11.350 12 ^{3.5} _{4.5}	11.900 18 ^{4.0}	10.800 14 ^{5.0}	14.050 5 ^{27.8}	75.300	*
8	Naod Fikadu	2006	BTV Bern	4.0 11.300 11 ^{4.8} _{0.0}	13.500 8 ^{4.5}	13.100 2 ^{2.5} _{3.5}	12.425 12 ^{4.0}	11.900 7 ^{4.5}	12.950 13 ^{25.3}	75.175	*
9	Nico Oberholzer	2006	TV Opfikon-Glattbrugg	5.3 13.400 1 ^{4.3} _{0.2}	10.600 18 ^{4.0}	12.350 6 ^{3.5} _{4.5}	12.475 11 ^{4.5}	11.950 6 ^{5.0}	14.100 4 ^{27.3}	74.875	*
10	Janik Mann	2006	STV Langendorf	4.0 11.800 10 ^{4.0} _{0.0}	11.200 15 ^{3.0}	9.100 26 ^{2.5} _{4.5}	12.675 9 ^{3.5}	11.350 11 ^{5.3}	14.300 3 ^{23.8}	70.425	*
11	Samuel Furter	2006	STV Lenzburg	4.3 11.200 13 ^{4.3} _{2.1}	12.650 11 ^{3.5}	11.900 9 ^{3.5} _{3.5}	11.925 17 ^{3.0}	10.750 15 ^{5.0}	11.850 22 ^{25.7}	70.275	*
12	Marvin Heinimann	2006	TV Bennwil	3.5 10.650 18 ^{4.5} _{0.0}	12.800 10 ^{3.5}	11.250 14 ^{3.5} _{4.5}	12.250 15 ^{3.5}	9.950 20 ^{4.0}	13.250 12 ^{23.0}	70.150	*
13	Linus Wolfisberg	2006	STV Neuenkirch	4.5 11.150 14 ^{5.0} _{0.0}	12.300 12 ^{3.5}	10.950 18 ^{3.5} _{4.5}	12.375 13 ^{2.5}	10.300 18 ^{4.0}	12.750 14 ^{23.5}	69.825	*
14	Florian Keller	2006	SVD Diepoldsau-Schmitter	4.0 11.300 11 ^{4.5} _{0.0}	11.200 15 ^{3.5}	11.050 16 ^{3.5} _{4.5}	12.800 8 ^{2.0}	9.400 24 ^{4.5}	13.350 11 ^{22.5}	69.100	*
15	Justin Freiburghaus	2006	TV Wolfwil	4.0 10.850 16 ^{4.5} _{0.0}	12.200 13 ^{3.5}	11.000 17 ^{4.5} _{1.0}	10.975 20 ^{4.0}	11.150 12 ^{4.0}	12.600 17 ^{22.8}	68.775	*
16	Alexsander Dressi	2006	SFG Bellinzona	4.3 13.000 3 ^{2.5} _{0.0}	6.750 32 ^{4.0}	11.450 11 ^{5.5} _{4.5}	13.175 5 ^{2.5}	8.750 28 ^{5.3}	13.950 6 ^{23.6}	67.075	*
17	Alain Bregenzer	2006	STV Rickenbach LU	4.5 12.250 9 ^{2.5} _{0.0}	8.150 29 ^{4.0}	10.900 19 ^{3.5} _{4.5}	12.275 14 ^{3.5}	9.850 21 ^{3.5}	12.650 15 ^{22.0}	66.075	*
18	Dany Leimgruber	2006	Gym Serrières	4.0 9.750 20 ^{4.0} _{0.0}	10.350 19 ^{3.0}	9.750 22 ^{2.5} _{4.5}	12.175 16 ^{3.5}	10.400 17 ^{3.5}	12.400 19 ^{22.0}	64.825	*
19	Michel Furrer	2006	STV Ballwil	3.5 10.650 18 ^{3.5} _{0.0}	8.900 22 ^{4.0}	11.900 9 ^{1.0} _{1.0}	9.375 30 ^{3.5}	10.550 16 ^{3.5}	12.500 18 ^{19.0}	63.875	
20	Domenik Brühwiler	2006	STV Kirchberg	4.0 11.000 15 ^{4.0} _{0.0}	9.400 21 ^{3.0}	9.700 23 ^{2.5} _{4.5}	12.675 9 ^{3.5}	10.150 19 ^{4.5}	10.800 25 ^{23.0}	63.725	
21	Loris Müller	2006	STV Wil	3.0 9.350 25 ^{2.0} _{0.0}	7.950 30 ^{2.5}	8.700 27 ^{2.5} _{3.5}	11.825 19 ^{2.5}	8.850 27 ^{4.0}	12.300 20 ^{17.5}	58.975	
22	Jan Steger	2006	KTV Oberriet	3.0 9.400 23 ^{4.5} _{0.0}	12.200 13 ^{2.5}	8.650 28 ^{1.0} _{1.0}	9.750 23 ^{1.5}	8.000 30 ^{1.5}	10.500 26 ^{14.0}	58.500	
23	Severin Ender	2006	TSV Rohrdorf	2.5 9.400 23 ^{3.0} _{0.0}	8.800 24 ^{2.0}	8.000 31 ^{1.3} _{1.0}	9.750 23 ^{2.5}	9.450 23 ^{3.0}	11.650 24 ^{14.2}	57.050	
24	Nico Hollenstein	2006	STV Schwarzenbach	3.0 8.600 28 ^{3.0} _{0.0}	8.700 27 ^{3.0}	10.050 21 ^{1.0} _{1.0}	9.600 26 ^{3.0}	9.600 22 ^{2.0}	10.500 26 ^{15.0}	57.050	
25	Tim Schumacher	2006	STV Lenzburg	3.0 9.700 21 ^{3.0} _{0.0}	8.850 23 ^{2.5}	9.700 23 ^{1.0} _{1.0}	9.400 28 ^{1.5}	9.300 25 ^{1.5}	9.900 30 ^{12.5}	56.850	
26	Marius Regamey	2006	TV Neftenbach	3.0 9.550 22 ^{2.5} _{0.0}	7.800 31 ^{3.0}	10.100 20 ^{1.0} _{1.0}	9.175 32 ^{0.5}	8.050 29 ^{2.5}	10.200 28 ^{12.5}	54.875	
27	Gil Knellwolf	2006	STV Wil	2.5 8.050 30 ^{2.5} _{0.0}	8.250 28 ^{2.5}	7.850 32 ^{1.3} _{1.0}	9.775 22 ^{2.0}	9.100 26 ^{2.0}	9.550 31 ^{12.7}	52.575	
28	Nino Vignotto	2004	TV Wädenswil	2.5 8.400 29 ^{2.0} _{0.0}	8.800 24 ^{1.0}	7.150 35 ^{1.0} _{1.0}	9.550 27 ^{1.0}	6.800 33 ^{1.5}	9.050 32 ^{9.0}	49.750	
29	Claudio Gianin Altorfer	2006	TV Rüti		5.3 14.000 5 ^{3.0} _{0.8}	11.300 13		3.0 11.500 8 ^{3.0}	12.200 21 ^{15.1}	49.000	
30	Timon Gähwiler	2006	STV Wil	2.0 6.900 31 ^{3.5} _{0.0}	8.750 26 ^{2.5}	7.350 34 ^{1.0} _{1.0}	9.400 28 ^{2.0}	7.850 31 ^{3.0}	8.450 34 ^{14.0}	48.700	
31	Robin Scheidegger	2005	TV Niederglatt	3.0 8.900 27 ^{2.0} _{0.0}	6.250 33 ^{1.0}	8.100 30 ^{1.0} _{1.0}	9.650 25 ^{0.0}	5.950 34 ^{1.5}	8.650 33 ^{8.5}	47.500	
32	Andrin Flisch	2006	TV Hegi		4.5 13.750 6 ^{1.0} _{1.0}	9.250 25		3.5 11.400 10 ^{2.5}	11.700 23 ^{12.5}	46.100	
33	Leon Habegger	2006	Gym Center Emme/RLZ Solothurn		4.0 10.150 20 ^{3.5} _{0.0}	11.200 15		3.5 10.850 13 ^{5.0}	13.700 7 ^{16.0}	45.900	
34	Yannyck Hess	2006	TV Neftenbach	3.5 9.350 25 ^{2.0} _{0.0}	6.100 34 ^{2.5}	7.850 32 ^{1.0} _{1.0}	9.350 31 ^{0.0}	5.150 35 ^{1.5}	7.800 35 ^{10.5}	45.600	
35	Nick Fischer	2003	STV Wetzikon	0.0 2.700 32		2.5 8.400 29 ^{1.0} _{2.0}	9.825 21 ^{3.0}	7.550 32 ^{1.5}	10.200 28 ^{8.0}	38.675	








Zürcher Kunstturnertage 2018 - Kunstturnen Männer
Wädenswil
12./13. Mai 2018

P4

Rang	Name	Jahrg.	Verein								Total	
1	Silas Fricker	2005	Biberist aktiv!	5.0 13.200 1	4.5 12.400 1	5.5 13.950 1	5.5 14.400 1	5.0 12.950 2	5.0 12.800 1	32.3	79.700	G
2	Beda Kobler	2005	TV Niederglatt	3.5 11.300 9	4.5 14.100 2	4.5 13.100 6	3.0 11.875 13	4.0 11.150 9	3.5 11.400 10	24.9	72.925	S/M
3	Mirco Riva	2005	SFG Chiasso	3.5 9.500 14	5.8 14.400 1	1.5 12.000 14	4.5 12.675 6	4.5 12.850 3	3.0 11.400 10	26.6	72.825	B
4	Gionata Rossetti	2005	SFG Biasca	4.5 12.100 4	4.5 11.050 8	5.0 13.400 2	4.0 12.850 5	4.0 10.950 12	4.5 12.450 3	27.9	72.800	*
5	Silas Dittmann	2005	TV Horgen	4.0 12.100 4	4.0 11.000 9	4.5 13.150 5	3.0 12.125 10	3.0 11.000 11	4.0 11.700 6	23.3	71.075	*
6	Lukas Ulrich	2005	STV Eien-Kleindöttingen	4.5 10.600 11	3.5 11.000 9	5.0 13.100 6	4.5 13.350 3	4.0 11.450 7	4.0 11.450 9	25.5	70.950	*
7	Paul Peyer	2005	Satus ORO	4.0 11.600 7	4.0 11.350 7	4.0 12.800 10	3.0 12.500 7	4.0 11.100 10	3.5 11.600 8	23.3	70.950	*
8	Gaël La Greca	2005	E.G.A. Genève	4.5 12.350 2	4.5 11.400 6	3.5 9.650 19	3.0 12.125 10	5.0 12.350 4	5.0 12.200 4	26.9	70.075	*
9	Gianluca Hartmann	2005	STV Lenzburg	4.0 12.300 3	4.5 12.850 4	4.5 12.150 13	3.0 11.800 14	3.0 10.900 14	3.0 9.750 15	23.4	69.750	*
10	Anthony Rodriguez	2005	Gym Serrières	4.0 11.250 10	3.0 9.150 15	5.0 13.300 3	4.5 13.275 4	3.5 10.950 12	4.0 11.650 7	24.0	69.575	*
11	Ian Staubitzer	2005	TV Inkwil/RLZ Solothurn	3.5 11.650 6	3.5 10.200 12	4.0 12.400 12	3.0 12.000 12	4.0 11.800 5	4.0 11.300 12	22.3	69.350	*
12	Toni de Castro Aquino	2005	BTV Bern	4.5 11.350 8	3.0 8.550 17	4.5 13.100 6	4.5 13.375 2	3.0 11.400 8	2.5 10.050 14	22.0	67.825	
13	Aurel Wanner	2005	TV Neftenbach	3.0 10.450 13	3.0 9.350 14	4.5 12.950 9	3.0 12.200 9	3.0 10.850 15	3.5 12.000 5	20.8	67.800	
14	Corentin Caillaud	2004	Gym Serrières	3.0 10.500 12	3.0 8.950 16	3.5 10.900 15	4.5 12.225 8	3.0 8.100 18	2.5 9.100 17	19.5	59.775	
15	Noe Blaser	2005	TV Bellach	2.0 7.850 16	3.5 10.600 11	3.5 10.550 16	3.0 11.075 15	1.5 7.600 19	2.0 8.450 18	16.0	56.125	
16	Elias Wettstein	2004	TSV Rohrdorf	2.5 8.250 15	2.5 6.800 18	3.0 10.350 17	3.0 10.625 16	3.0 8.500 16	1.5 7.950 19	14.8	52.475	
17	Nicolò Scornaienghi	2005	SG Lugano	5.0 13.500 3	0.1 13.500 3	4.0 12.750 11		5.0 13.450 1	3.5 12.600 2	17.6	52.300	
18	Janis Aegerter	2005	Gym Berner Oberland	3.5 10.050 13	0.0 10.050 13	4.5 13.200 4		4.5 11.500 6	2.5 10.350 13	15.0	45.100	
19	Luis Harder	2004	TSV Rohrdorf	1.5 5.250 19	0.0 5.250 19	3.0 9.900 18	1.8 10.075 17	2.5 8.500 16	2.0 9.350 16	10.6	43.075	

Zürcher Kunstturnertage 2018 - Kunstturnen Männer
Wädenswil
12./13. Mai 2018

P5








Rang	Name	Jahrg.	Verein								Total								
1	Luca Murabito	2003	Satus ORO	8.2	15.900	26.7	12.900	35.4	12.400	95.0	14.150	16.1	13.800	44.8	12.600	12	36.2	81.750	G
2	Ewan Onomor	2004	SFG Chêne-Genève	6.2	13.250	96.3	14.750	26.4	12.700	85.0	13.650	86.0	14.000	24.9	13.200	8	34.8	81.550	S
3	Janic Meier	2003	TV Maienfeld/RLZ Ostschweiz	6.0	13.850	64.3	11.250	95.7	14.250	55.0	13.950	25.4	12.200	87.8	15.600	1	34.2	81.100	B
4	Luca Giubellini	2003	STV Eien-Kleindöttingen	6.8	11.850	178.6	15.550	13.9	10.800	215.0	13.750	55.6	13.300	55.3	13.950	3	35.2	79.200	*
5	Florian Langenegger	2003	STV Schlossrued	8.3	16.200	15.9	11.650	76.5	14.300	45.0	13.700	64.4	11.250	164.1	11.700	14	34.2	78.800	*
6	Silas Rüfenacht	2004	TV Sissach	5.2	12.200	145.4	12.250	43.9	11.850	135.0	13.100	114.6	12.200	85.4	13.800	4	29.5	75.400	*
7	Elia Hasler	2003	TSV Montlingen	8.1	15.150	34.8	10.300	123.9	12.150	115.0	13.400	94.4	10.550	244.5	13.150	9	30.7	74.700	*
8	Marton Kovacs	2003	TZ Rheintal	5.2	12.900	114.4	12.000	63.4	11.500	143.2	11.900	153.6	12.300	75.1	13.450	6	24.9	74.050	*
9	Matteo Giubellini	2004	STV Eien-Kleindöttingen	6.4	14.150	43.8	12.200	54.5	12.400	93.2	12.100	123.6	12.100	102.5	10.300	26	24.0	73.250	*
10	Andri Stacher	2003	STV Frauenfeld/RLZ Ostschweiz	7.6	14.050	52.9	8.700	197.6	14.550	25.0	13.700	64.4	10.600	233.5	9.700	27	31.0	71.300	*
11	Kevin Kuhni	2003	TV Nunningen	8.0	13.750	7		6.6	14.600	15.0	13.950	26.6	14.650	17.4	14.250	2	33.6	71.200	*
12	Jan Imhof	2004	TV Maisprach	6.1	13.250	92.7	5.300	276.1	13.650	65.0	13.400	95.2	11.700	134.9	13.150	9	30.0	70.450	*
13	Noah Griesser	2004	TV Rüti	6.7	13.750	73.4	9.350	154.5	11.900	123.2	12.050	134.0	12.000	113.0	10.550	22	24.8	69.600	*/M
14	Kilian Schmitt	2004	TV Mels	5.3	11.450	204.3	11.250	93.8	10.900	202.8	11.900	154.4	11.700	133.0	11.850	13	23.6	69.050	*
15	Shane Schneider	2002	TV Nunningen	4.5	12.750	122.4	5.750	263.5	9.750	265.0	13.900	45.5	13.900	36.9	12.850	11	27.8	68.900	*
16	Jan Schumacher	2004	TV Rickenbach ZH	5.2	10.650	264.8	9.700	132.9	11.100	172.8	10.850	224.4	11.000	185.7	13.700	5	25.8	67.000	*
17	Alessandro Signoroni	2003	TV Bellach	4.2	10.500	273.6	8.850	186.7	14.400	32.8	9.950	264.0	11.250	163.5	11.550	15	24.8	66.500	*
18	Christian Stroppa	2002	TV Henggart	4.0	11.600	192.4	8.700	192.7	9.850	253.2	11.950	142.4	11.000	182.8	11.050	18	17.5	64.150	*
19	Mario Brand	2004	STV Merenschwand	5.0	12.000	152.3	7.300	243.6	11.300	162.4	9.800	275.4	13.200	62.5	10.350	25	21.2	63.950	*
20	Lars Engeli	2004	STV Frauenfeld/RLZ Ostschweiz	4.8	11.350	224.3	9.400	142.8	10.950	192.4	10.900	213.9	10.450	253.1	8.700	29	21.3	61.750	*
21	Nick Amon	2003	Kutu Schaffhausen	4.0	10.950	242.6	7.500	222.7	10.100	242.8	11.600	172.5	10.800	202.2	10.600	21	16.8	61.550	*
22	Gabriel Rentsch	2003	TV Zeglingen	4.4	10.900	252.3	8.250	212.8	11.050	182.8	11.300	192.6	9.000	292.2	10.650	19	17.1	61.150	*
23	Léon Kuster	2004	TV Rüti	5.7	11.350	221.9	6.050	252.4	10.800	212.4	10.950	203.0	9.950	273.1	11.350	16	18.5	60.450	*
24	Tim Richter	2003	Kutu Schaffhausen	5.8	11.950	162.2	3.250	282.2	10.400	232.2	10.700	232.3	10.000	262.3	9.100	28	17.0	55.400	*
25	Alexander Marggraf	2004	BTV Basel	4.4	11.650	185.3	8.950	175.0	11.400	15		4.6	10.700	212.5	10.500	24	21.8	53.200	
26	Milan Exnar	2004	TV Itingen	3.6	11.450	204.7	9.200	16		2.4	10.700	234.0	10.650	222.5	11.100	17	17.2	53.100	
27	Daniel Manrique	2004	E.G.A. Genève	5.0	12.300	131.6	1.250	292.7	5.500	272.8	11.450	184.0	9.500	283.0	10.650	19	19.1	50.650	
28	Fabio Vezzu	2004	TV Neftenbach			6.5	11.500	85.1	12.950	7		4.9	11.800	124.8	13.450	6	21.3	49.700	
29	Niels Probst	2004	Kutu Freienstein-Rorbas	2.3	8.900	282.1	7.350	232.0	4.950	281.6	10.200	252.5	6.800	302.0	4.400	30	12.5	42.600	
30	Tim Landolt	2004	STV Wil			3.6	10.850	11				3.8	11.350	153.0	10.550	22	10.4	32.750	

Zürcher Kunstturnertage 2018 - Kunstturnen Männer

Wädenswil

12./13. Mai 2018

P6

Rang	Name	Jahrg.	Verein								Total								
1	Henji Mboyo	1998	TV Opfikon-Glattbrugg	5.6	12.700	11.50	13.500	14.8	13.500	5.2	14.050	3.9	14.250	1.5	13.800	2	31.8	81.800	G/M
2	Benjamin Gischar	1995	TV Herzogenbuchsee/RLZ Solothurn	5.7	13.600	3.5	13.500	14.6	13.300	7.5	14.350	1.5	13.650	4.4	13.100	7	30.7	81.500	S
3	Taha Serhani	1995	TV Hegi/KTZ Schaffhausen	5.5	12.900	8.5	11.750	12.4	13.500	5.4	13.650	7.5	13.900	3.5	13.900	1	30.7	79.600	B
4	Samir Serhani	1999	TV Hegi	5.7	13.750	14.9	11.100	17.5	14.400	1.4	13.650	7.5	13.000	7.5	13.550	4	31.2	79.450	*
5	Eddy Yusof	1994	TV Bülach	5.0	12.750	9.5	12.600	6.4	13.700	3.4	13.350	10.5	14.000	2.5	12.400	14	29.5	78.800	*
6	Moreno Kratter	1998	TV Rüti	5.5	13.200	6.4	12.400	8.4	13.150	9.4	12.650	18.5	13.100	6.5	13.650	3	29.8	78.150	*
7	Marco Rizzo	1992	Kutu Freienstein-Rorbas	5.5	13.600	3.5	12.950	4.5	14.400	1.5	13.150	13.5	13.150	5.4	10.800	22	30.8	78.050	*
8	Janick Brunner	1994	TV Lupsingen	5.1	12.550	13.4	12.650	5.4	12.450	13.4	13.300	11.4	13.000	7.4	13.200	6	27.3	77.150	*
9	Ian Raubal	2001	TV Opfikon-Glattbrugg	4.6	13.150	7.5	11.900	9.4	13.200	8.4	13.750	6.5	12.300	14.5	12.750	8	29.1	77.050	*
10	Sascha Coradi	1996	TV Bülach	5.9	13.750	14.1	11.850	11.4	12.950	11.4	13.000	14.5	12.800	11.5	12.600	10	29.5	76.950	*
11	Davide Bieri	2001	TV Opfikon-Glattbrugg	5.1	12.550	13.4	13.300	3.4	12.000	17.4	12.950	15.4	13.000	7.4	12.500	12	26.3	76.300	*
12	Dominic Tamsel	2000	TV Wädenswil/RLZ Luzern	4.8	11.800	15.5	12.600	6.4	12.850	12.4	13.300	11.3	12.900	10.3	12.500	12	25.7	75.950	*
13	Tim Randegger	2000	TV Wädenswil	4.8	13.300	5.4	10.650	20.3	12.300	14.4	13.850	4.4	12.250	15.4	13.350	5	27.2	75.700	*
14	Marc Heidelberger	2002	TV Rümlang	5.1	12.750	9.4	11.700	13.3	11.900	18.4	13.850	4.4	12.500	12.4	12.600	10	26.0	75.300	*
15	Noe Seifert	1998	Satus ORO	5.3	11.500	18.5	11.500	16.4	13.650	4.4	14.100	2.5	12.250	15.4	11.450	17	30.1	74.450	*
16	Fabien Herzog	1999	BTV Luzern	5.4	12.650	12.4	8.400	24.3	11.250	20.4	13.550	9.4	11.800	17.4	12.750	8	27.1	70.400	*
17	Davide Mazzola	1999	Gym Serrières	3.3	10.450	23.3	11.650	15.3	12.200	16.3	11.900	23.1	11.800	17.2	10.800	22	20.1	68.800	*
18	Sonam Büwang	2002	TV Neftenbach	4.3	11.600	17.4	10.950	19.2	10.800	22.4	12.300	20.3	10.350	22.4	12.200	16	23.8	68.200	*
19	Noah Bitterli	2001	TV Oberbuchsitzen	4.0	10.900	20.3	11.050	18.4	12.300	14.1	10.650	24.4	10.750	20.3	11.450	17	20.4	67.100	*
20	Alan Laasner	2002	TV Rickenbach ZH	3.8	11.200	19.3	10.200	21.2	10.100	23.2	12.300	20.3	10.500	21.3	11.150	19	19.5	65.450	*
21	Yannik Rüfenacht	2002	TV Sissach	4.2	10.750	22.4	9.050	23.4	11.700	19.4	12.550	19.2	9.700	23.4	11.050	20	23.9	64.800	
22	Benaja Munsch	2000	TV Ziefen	4.6	9.400	24.3	9.250	22.3	11.250	20.4	12.200	22.1	6.150	24.3	11.000	21	23.7	59.250	
23	Marco Pfyl	1997	STV Pfäffikon-Freienbach			5.1	11.700	13.4	13.050	10		5.3	12.400	13.4	12.300	15	19.8	49.450	
24	Kay Schlatter	2002	STV Wetzikon	4.1	11.700	16.4	11.900	9		4.0	12.750	17					12.8	36.350	
25	Benjamin Pfyffer	2002	TV Hegi	3.8	10.800	21				4.0	12.800	16.3	11.500	19			11.6	35.100	