

































NATIONALLIGA A - MÄNNER

Rg.	Name	Jahrg.								Total	
1	Aargau 1 		40.165 1	36.466 4	40.699 1	43.300 1	39.732 2	39.066 2	239.428	G	
	Noe SEIFERT	1998		4.9 12.600	5.3 13.633	4.8 14.250	6.3 13.466	5.4 13.633	26.7 67.582		
	Florian LANGENEGGER	2003	5.4 13.733	5.4 12.666	4.6 13.366	5.2 14.500	5.7 13.100		26.3 67.365		
	Luca GIUBELLINI	2003	5.5 13.766	4.6 11.200	4.6 12.866	5.6 13.850		4.6 12.433	24.9 64.115		
	Luca MURABITO	2003	5.5 12.666	2.9 6.933		5.2 14.550	4.8 13.166	4.5 12.500	22.9 59.815		
	Christian BAUMANN	1995	5.1 12.533		5.2 13.700		5.9 12.533	5.4 12.933	21.6 51.699		
2	Zürich 1 		39.566 2	37.366 2	38.866 2	41.500 2	40.899 1	40.566 1	238.763	S	
	Tim RANDEGGER	2000	5.2 13.766	5.2 13.033	4.6 12.866	5.2 12.900	4.8 13.200	5.1 13.333	30.1 79.098		
	Moreno KRATTER	1998	5.5 12.900	4.5 12.500	4.5 13.100	5.2 14.450	5.8 11.666	5.5 13.433	31.0 78.049		
	Marco PFYL	1997		4.6 11.833	4.8 12.900		6.1 14.566	5.6 13.800	21.1 53.099		
	Samir SERHANI	1999		5.4 9.100	5.7 12.733		5.2 13.133	5.4 12.233	21.7 48.199		
	Marco RIZZO	1992	5.4 12.900			5.2 14.150			10.6 27.050		
3	Ticino 		39.332 3	37.866 1	38.000 3	41.250 3	36.865 5	38.532 3	231.845	B	
	Pietro RIVA	2003	4.1 12.866	4.6 12.533	4.2 12.500	4.0 13.100	4.3 12.633	4.0 12.766	25.2 76.398		
	Mirco RIVA	2005	4.1 12.833	4.4 12.333	4.0 12.100		3.7 10.666	3.6 11.166	19.8 59.098		
	Mattia PIFFARETTI	2002			4.7 13.400	4.8 14.000	4.1 13.066	4.4 13.100	18.0 53.566		
	Martino MOROSI	1999	5.0 13.633			4.8 14.150		4.3 12.666	14.1 40.449		
	Kevin BUCKLEY	2005		4.9 13.000	4.0 12.066		4.4 11.166		13.3 36.232		
	Damiano PONZIO	2006	4.0 12.533	3.2 8.300		4.0 13.000			11.2 33.833		
4	St.Gallen 1 		38.066 4	36.899 3	37.066 4	38.650 5	37.999 4	36.832 5	225.512		
	Marton KOVACS	2003	5.2 12.433	5.2 11.600	3.8 12.133	4.0 12.700	3.6 12.200	3.6 11.166	25.4 72.232		
	Janic MEIER	2003	4.7 13.133		3.8 12.333	4.0 12.850	4.3 13.166	4.2 12.033	21.0 63.515		
	Florian KELLER	2006	4.5 11.166	3.2 10.200	3.8 10.933	4.0 13.000		3.2 11.566	18.7 56.865		
	Kilian SCHMITT	2004		4.8 13.333	3.8 12.600		4.4 12.633	4.2 13.233	17.2 51.799		
	Timon ERB	2006	4.3 12.500	4.1 11.966		4.0 12.800	3.6 11.733		16.0 48.999		
5	NKL Liestal 		37.899 5	35.132 5	36.265 5	39.300 4	38.133 3	38.499 4	225.228		
	Janick BRUNNER	1994	4.0 12.433	4.5 12.833	4.1 12.066	4.0 13.150	4.6 12.833	4.7 12.900	25.9 76.215		
	Jonas MUNSCH	1997	3.8 12.566		4.1 12.733	4.0 13.300	4.4 13.100	4.2 13.233	20.5 64.932		
	Kevin KUHNI	2003	5.0 12.600	4.3 12.333		4.8 12.850	4.0 12.200	3.4 10.800	21.5 60.783		
	Quentin WEBER	2007		3.7 9.966	2.6 8.166	3.2 12.000	3.4 11.366		12.9 41.498		
	Jan IMHOF	2004	3.9 12.733		4.0 11.466			4.4 12.366	12.3 36.565		
	Benaja MUNSCH	2000		2.8 8.366					2.8 8.366		
6	LU/OW/NW 1 		35.733 6	28.499 6	33.532 6	37.800 6	36.732 6	31.032 6	203.328		
	Dominic TAMSEL	2000	4.9 13.300	5.0 12.733	4.5 13.100	4.0 13.350	5.1 13.533	4.9 13.133	28.4 79.149		
	Michel FURRER	2006	3.5 11.300	2.7 7.300	2.9 9.866	3.2 12.200	3.3 11.000	3.4 10.033	19.0 61.699		
	Alain BREGENZER	2006	3.8 11.033		2.9 9.800	3.2 12.250			9.9 33.083		
	Leon SCHÜPBACH	2009	3.4 11.133	3.1 8.466			3.1 11.466		9.6 31.065		
	Leandro ISENEGGER	1997			2.5 10.566		3.2 11.733	2.1 7.866	7.8 30.165		
	Linus WOLFISBERG	2006		2.4 6.666		2.4 11.400		3.0 7.433	7.8 25.499		







NATIONALLIGA B - MÄNNER

Rg.	Name	Jahrg.								Total
1	Aargau 2 		36.199 ³	38.199 ¹	36.299 ²	40.300 ²	38.532 ¹	38.466 ¹	227.995	
	Mario BRAND	2004	4.6 12.633	4.2 11.300	4.1 12.233	4.8 13.750	4.1 12.500	4.4 13.133	26.2 75.549	
	Ben SCHUMACHER	2008	3.9 11.866	4.2 13.033	3.2 11.133	4.0 13.250	4.4 12.866	3.8 12.200	23.5 74.348	
	Matteo GIUBELLINI	2004		5.0 13.866	4.0 12.933	4.0 13.300	4.8 13.166	4.4 13.133	22.2 66.398	
	Loris MARTY	2008	3.9 11.700		2.9 10.400			3.2 11.300	10.0 33.400	
	Nico NEESER	1999	4.8 11.033	3.5 9.200			4.0 11.300		12.3 31.533	
2	Solothurn 1 		39.032 ²	33.666 ³	38.065 ¹	40.950 ¹	36.532 ³	38.132 ²	226.377	
	Benjamin GISCHARD	1995	6.0 14.166	5.3 13.500	4.7 12.866	5.2 14.300	5.2 11.533	4.6 13.300	31.0 79.665	
	Silas FRICKER	2005	4.2 11.733	3.8 9.933	3.8 11.900	4.0 12.750	4.0 12.833	4.0 12.166	23.8 71.315	
	Ian STAUBITZER	2005	4.5 13.133	2.6 4.900	3.6 12.466	4.0 12.850	4.3 12.166	3.8 12.666	22.8 68.181	
	Noah BITTERLI	2001		4.1 10.233	4.7 12.733	4.8 13.800	4.5 10.433	4.3 10.433	22.4 57.632	
3	Schaffhausen 		39.033 ¹	31.999 ⁴	33.399 ⁴	40.200 ³	36.932 ²	35.632 ³	217.195	
	Taha SERHANI	1995	5.6 13.400	5.0 11.466		5.2 14.150	5.6 13.666	5.9 13.733	27.3 66.415	
	Maximilan GLAESER	2007	3.8 10.533	3.2 6.000	3.6 11.000	4.0 13.050	4.0 10.333	3.6 10.933	22.2 61.849	
	Fabio STRAUSS	1999	4.4 12.500		3.8 11.766	4.0 13.000	3.3 11.066	2.9 10.966	18.4 59.298	
	Marco WALTER	1994	4.3 13.133	3.8 12.100	2.7 10.633		3.8 12.200		14.6 48.066	
	Jonas RÄPPEL	2008		2.9 8.433	1.9 8.700	2.4 11.300		2.0 9.566	9.2 37.999	
4	Zürich 2 		35.733 ⁴	36.865 ²	34.965 ³	38.550 ⁴	34.366 ⁵	34.532 ⁵	215.011	
	Omar ATEYEH	2007	3.9 12.333	3.6 12.066	3.7 11.066	4.0 12.900	3.7 11.733		18.9 60.098	
	Benjamin PFYFFER	2002		4.8 12.433	3.9 11.866	4.0 13.200	4.0 11.133	3.9 11.000	20.6 59.632	
	Julian PITSIS	2008	4.0 11.200		3.4 10.766	2.4 10.850	3.6 11.500	3.2 10.933	16.6 55.249	
	Nico OBERHOLZER	2006	3.9 11.900	3.5 11.233		4.0 12.450		4.0 11.866	15.4 47.449	
	Carlo RIESCO	2006		3.9 12.366	3.9 12.033		3.9 10.000	3.8 11.666	15.5 46.065	
	Quinn MÜLLER	2007	3.6 11.500						3.6 11.500	
5	Genève 		34.232 ⁵	30.166 ⁵	32.032 ⁵	37.100 ⁵	36.199 ⁴	35.099 ⁴	204.828	
	Ewan ONOMOR	2004	3.8 12.000	3.1 10.600	3.3 11.666	4.0 12.750	3.6 12.166	3.7 12.100	21.5 71.282	
	Théo EZAHR	2000	3.5 11.266	4.1 11.033	2.9 7.500	3.2 12.100	3.9 12.033	3.9 11.766	21.5 65.698	
	Lamine DELORME	2001		3.7 8.533	3.0 9.600	3.2 11.800	3.3 12.000	3.5 11.233	16.7 53.166	
	Lucas ANGILOTTI	2002	3.3 7.633		3.2 10.766		3.0 11.233		9.5 29.632	
	Michael FULPIUS	1999	3.2 10.966			3.2 12.250			6.4 23.216	
	Gaël LA GRECA	2005		2.2 1.166				2.6 10.200	4.8 11.366	
6	Zürich 3 		31.165 ⁶	28.266 ⁶	31.299 ⁶	37.100 ⁵	32.733 ⁶	28.032 ⁶	188.595	
	Ben WOLFER	2009	3.7 11.133	2.7 5.233	2.7 6.933	2.8 11.600	3.3 11.733	2.1 8.166	17.3 54.798	
	Nick REULING	2008	3.6 8.633		3.0 10.166	4.0 12.400	3.5 10.400		14.1 41.599	
	Colin Jaden SCHMID	2006	3.9 9.066	3.6 10.533		3.2 11.850		3.8 8.433	14.5 39.882	
	Lars SCHLATTER	2009		3.1 8.033	2.9 10.233		4.2 10.600	2.5 10.866	12.7 39.732	
	Adam ATEYEH	2008	4.1 10.966		3.3 10.900	4.0 12.850			11.4 34.716	
	Luis BRANDENBERGER	2008		3.8 9.700			3.6 9.833	2.4 8.733	9.8 28.266	

NATIONALLIGA C - MÄNNER

Rg.	Name	Jahrg.								Total
1	St.Gallen 3 		36.799 1	31.866 5	32.932 2	40.800 1	32.365 6	35.633 1	210.395	
	Sandro BRÄNDLE	1997	4.5 12.933	3.6 11.066	3.3 11.633	4.8 14.050	3.1 11.766	2.9 11.100	22.2 72.548	
	Pablo BRÄGGGER	1992	4.2 12.366			4.8 13.950	4.5 10.433	5.5 13.400	19.0 50.149	
	Severin MICHEL	2001	3.6 11.500		3.4 10.333	3.2 12.350	3.2 10.100		13.4 44.283	
	Christian KOPP	1995	3.7 11.133	3.2 9.800	3.8 10.200	4.0 12.800			14.7 43.933	
	Fabian BISCHOFBERGER	1998		3.5 10.800	3.1 10.966		3.4 10.166		10.0 31.932	
	Christoph SCHERRER	1996		2.8 10.000				2.6 11.133	5.4 21.133	
2	Solothurn 2 		34.465 3	32.166 4	33.098 1	36.900 3	35.532 2	34.132 2	206.293	
	Janik MANN	2006	3.9 11.866		3.8 11.466	4.4 13.250	3.3 12.066	3.5 12.033	18.9 60.681	
	Alessandro SIGNORONI	2003	3.6 11.433	3.8 11.100	4.1 12.366	3.2 11.650	3.1 11.966		17.8 58.515	
	Andrin ERDIN	2009	3.6 11.166	3.0 10.833	2.2 9.266	3.2 11.750		2.1 10.966	14.1 53.981	
	Luan MANN	2008	3.5 10.733		2.8 9.266	3.2 11.900	3.0 10.500		12.5 42.399	
	Roman TOSATO	2008		2.8 10.233			3.3 11.500	2.1 10.033	8.2 31.766	
	Emanuele MAIER	2008		2.7 7.033				2.1 11.133	4.8 18.166	
3	St.Gallen 2 		34.799 2	34.166 1	32.433 3	35.500 7	33.399 4	32.299 3	202.596	
	Jannick ENGEL	2008	3.5 11.933	3.3 8.833	2.8 10.000	4.0 12.200	2.6 6.033	3.0 10.733	19.2 59.732	
	Enyo WIDMAIER	2009	3.5 11.566		3.5 11.233	4.0 12.250	3.5 11.133	2.1 10.000	16.6 56.182	
	Linus EISENRING	2007		4.0 11.933	3.5 10.800		2.9 11.133	2.0 11.066	12.4 44.932	
	Max KRÜGER	2009		3.5 11.433	2.4 10.400		2.8 11.133	2.5 10.500	11.2 43.466	
	Lewin DOLL	2009	3.5 11.300	2.7 10.800		2.2 11.050			8.4 33.150	
4	Aargau 3 		33.766 4	32.965 3	30.099 5	37.100 2	33.499 3	31.299 4	198.728	
	Nando STEGER	2008	3.7 11.433	2.9 10.766	2.8 9.933	4.0 12.400	3.2 9.900	2.9 10.866	19.5 65.298	
	Samuel FURTER	2006	3.3 11.200	3.5 7.733	2.6 10.200	4.0 12.950	3.4 11.833	3.1 9.933	19.9 63.849	
	Cédric PFÄFFLI	1998	3.2 9.500	3.6 11.233	3.0 9.966	3.2 11.550	3.1 11.766	2.2 8.766	18.3 62.781	
	Luis HARDER	2004			1.8 6.833	3.2 11.750	2.3 5.600	2.1 10.500	9.4 34.683	
	Davide KRÄTTLI	2010	3.5 11.133	3.6 10.966					7.1 22.099	
5	Neuchâtel 		32.466 5	33.166 2	30.933 4	36.800 4	33.299 5	30.332 6	196.996	
	Dany LEIMGRUBER	2006	4.0 12.400	3.8 11.900	3.5 11.700	4.0 13.000	3.1 11.833	3.7 9.533	22.1 70.366	
	Corentin CAILLAUD	2004	4.2 11.466	2.7 9.633	3.2 9.800	3.2 11.600	2.3 7.000	2.1 10.166	17.7 59.665	
	Anthony RODRIGUEZ	2005	3.9 8.600	2.5 8.066	2.8 9.200	4.0 12.200	3.3 10.233	3.1 10.633	19.6 58.932	
	Hugo MACHADO DA SILVA	2007		3.1 11.633	1.9 9.433		2.4 11.233		7.4 32.299	
6	Bern 		30.966 6	31.632 6	25.166 7	36.650 5	36.033 1	30.432 5	190.879	
	Andrin FREY	2000	6.0 14.400	5.8 14.266	4.9 13.600	5.0 13.750	5.7 13.500	4.6 10.966	32.0 80.482	
	Janis AEGERTER	2005	3.9 12.466		2.8 6.300	3.2 12.600	3.5 11.300		13.4 42.666	
	Jan BAUDENBACHER	2010		2.5 7.866	1.9 5.266	2.4 10.300		2.2 9.833	9.0 33.265	
	Gian AEBERSOLD	2009	2.9 4.100	2.6 7.566			2.8 9.266	2.0 9.633	10.3 30.565	
	Nick AEBERSOLD	2007		3.5 9.500			2.8 11.233		6.3 20.733	
	Louis STIRNIMANN	2010						1.8 6.400	1.8 6.400	

NATIONALLIGA C - MÄNNER

Rg.	Name	Jahrg.							Total
7	Fribourg		29.699 ⁷	23.299 ⁷	27.966 ⁶	33.700 ⁸	25.733 ⁸	29.032 ⁷	169.429
	Axel GOBET	2004	4.0 9.633	2.7 7.466	3.8 10.400	3.2 12.250	2.8 10.600	2.6 9.866	19.1 60.215
	Baptiste SCHWECHLER	2006	3.5 10.333	2.5 7.200	2.5 6.866	2.2 10.800	2.6 7.633	2.4 9.300	15.7 52.132
	Matthieu GOBET	2008	2.9 9.066	2.2 1.466	1.9 9.100	2.2 9.250	2.5 7.500	2.0 9.866	13.7 46.248
	Corentin NICOLET	2005	2.6 9.733	2.5 8.633	1.8 8.466	1.6 10.650			8.5 37.482
	Thibaud GODEL	2005					2.4 5.766		2.4 5.766
8	LU/OW/NW 2		25.598 ⁸	20.499 ⁸	24.932 ⁸	35.700 ⁶	29.866 ⁷	18.400 ⁸	154.995
	Michael FISCHER	1990		2.5 7.633		3.2 12.250	2.6 10.566	2.6 9.400	10.9 39.849
	David SCHACHER	2004		2.3 6.400	2.6 10.533	3.2 12.600	2.4 8.100		10.5 37.633
	Jonas SCHMIDIGER	1998	3.2 7.966	2.4 6.466			2.4 11.200	2.5 9.000	10.5 34.632
	Silvan GRABER	2006	2.3 7.166		1.8 8.466	1.6 10.850			5.7 26.482
	Lukas OBERHOLZER	2005	2.4 7.000		1.8 5.833	2.2 10.700			6.4 23.533
	Fabio LIPPITSCH	1999	2.7 10.466		1.7 5.933		2.4 6.833		6.8 23.232